



**NORTHERN
TERRITORY
ELECTORAL
COMMISSION**
EVERY vote counts!

LGF9

SCRUTINEER APPOINTMENT FORM

Local Government (Council) elections

INSTRUCTIONS

Candidates:

- You and your scrutineer must sign this form
- Check that your scrutineer reads and understands the notes
- Advise your scrutineers to hand this form to the Officer-In-Charge of the voting/counting centre.

SCRUTINEER APPOINTMENT FORM

1

CANDIDATE TO COMPLETE *(Please PRINT)*

To the Officer in Charge Council/ward _____
(Insert name of Council/ward)

Voting/Count Centre _____

I, _____
(Name of Candidate)

hereby appoint _____
(Name of Scrutineer) (Given Name/s) (Surname)

of _____
(Residential Address)

to act as my scrutineer at the above location for the election to be held on: ____ / ____ / ____

Signature of candidate ✎ _____ Date: ____ / ____ / ____

2

SCRUTINEER TO COMPLETE *(Please PRINT)*

I, _____
(Given Name/s) (Surname Name)

of _____
(Residential Address)

promise that I:

- will act as a scrutineer to the best of my understanding and ability
- will not influence
 - (a) how an elector votes
 - (b) the result of an election (except for recording my own vote)
- will not reveal what I know about the vote of an elector, except in reply to a question which I am required by law to answer.

Signature of scrutineer ✎ _____ Date: ____ / ____ / ____

Signature of witness ✎ _____ Date: ____ / ____ / ____

PRINT name of witness: _____

RIGHTS AND RESPONSIBILITIES OF SCRUTINEERS

Candidates can appoint persons to represent them at a voting centre and/or counting centre.

VOTING CENTRES

Only one scrutineer per candidate is allowed in the voting centre during voting.

While you are in the voting centre, you **CAN**

- Watch all procedures including a voting official helping an elector to mark their ballot paper/s
- Object to the right of a person to vote. Your objection will be noted, although the Officer in Charge (OIC) may still allow the person to vote
- Enter and leave the voting centre at any time. Note: another appointed scrutineer may replace you.

You **CANNOT**

- Touch the ballot papers
- Interfere with, or attempt to influence the vote of any elector in the voting centre
- Wear or show campaign emblems, t-shirts, or similar, inside the voting centre
- Show, hand out or leave 'How-to-Vote' material in the voting centre
- Go near the voting compartments except to watch while a voter is being helped to mark his/her ballot paper
- Communicate with any person in a voting centre other than in the exercise of your functions as a scrutineer
- Help with tidying the voting centre or removing material.
- Reveal anything you know about how an elector voted.

Please discuss any queries or objections about procedures with the Officer in Charge. Do not talk to voting staff, as they must concentrate on their own duties.

You must respond to any lawful direction from the Officer in Charge. Runners cannot come into the voting centre and campaign workers can enter once – in order to vote.

SCRUTINY AND COUNT

One scrutineer per candidate per count table is allowed at the count.

Unless advised to the contrary, two count tables will be in operation in voting centres/counting centres for the purposes of this entitlement.

Again, discuss any queries or objections about procedures with the Officer in Charge. Please do not talk to counting staff, as they must concentrate on their own duties.

Note: Mobile phones must be turned off *or* switched to silent before entering a voting or counting centre.

BALLOT PAPER FORMALITY

To vote in local government elections, a voter is required to write the number '1' in the box next to the candidate who is their first choice, and the numbers '2', '3' and so on against all the other candidates until all the boxes have been numbered, in order of the voter's preference.

A ballot paper is formal provided the order of preference for each candidate and the voter's intention is clear.

Changes to numbers, numbers written outside the squares, drawings and slogans do not make the ballot paper informal provided the ballot paper is otherwise marked correctly

Under the Local Government (Electoral) Regulations, a cross (×) or a tick (✓) or the figure one (1) is taken to be the first preference of a voter. Therefore a ballot paper is **informal** if:

- It is totally blank
- There is no number 1 or a cross (×) or a tick (✓)
- The number 1, a cross (×) or a tick (✓) appear against two or more names
- Two or more squares have been left blank
- A number has been repeated
- There is a break in the number sequence (e.g. 1, 3, 4)
- Writing on the ballot paper identifies the voter.






EXAMPLES OF INFORMAL AND FORMAL BALLOT PAPERS

INFORMAL

BALLOT PAPER

City of Darwin
LYONS WARD
Election of 3 Aldermen

Number the boxes 1 to 5
in the order of your choice

- 5  Z CANDIDATE
-  A CANDIDATE
- 1  G CANDIDATE
- 2  B CANDIDATE
- 4  R CANDIDATE

*Luke Warumbe
Wangurri*

Remember ... number EVERY box to
make your vote count





SAMPLE

INFORMAL

BALLOT PAPER

Katherine Town Council
Election of 6 Aldermen

Number the boxes 1 to 4
in the order of your choice

-  Z CANDIDATE
-  A CANDIDATE
-  G CANDIDATE
- 2  B CANDIDATE

Remember ... number EVERY box to
make your vote count

SAMPLE

INFORMAL

BALLOT PAPER

Litchfield Council
Central Ward
Election of 1 Councillor

Number the boxes 1 to 5
in the order of your choice

- 3  C CANDIDATE
- 2  A CANDIDATE
-  G CANDIDATE
- 2  B CANDIDATE
- 4  R CANDIDATE

Remember ... number EVERY box to
make your vote count






SAMPLE

FORMAL

BALLOT PAPER

City of Darwin
LYONS WARD
Election of 3 Aldermen

Number the boxes 1 to 5
in the order of your choice

- 4  Z CANDIDATE
- 3  A CANDIDATE
- 1  G CANDIDATE
- 5  B CANDIDATE
- 2  R CANDIDATE

Duffy Duke

Remember ... number EVERY box to
make your vote count




SAMPLE

FORMAL

BALLOT PAPER

Katherine Town Council
Election of 6 Aldermen

Number the boxes 1 to 4
in the order of your choice

- 4  Z CANDIDATE
- 3  A CANDIDATE
- 1  G CANDIDATE
- 2  B CANDIDATE

Remember ... number EVERY box to
make your vote count






SAMPLE

FORMAL

BALLOT PAPER

Litchfield Council
Central Ward
Election of 1 Councillor

Number the boxes 1 to 5
in the order of your choice

- 3  C CANDIDATE
-  A CANDIDATE
- 1  G CANDIDATE
- 2  B CANDIDATE
- 4  R CANDIDATE

Remember ... number EVERY box to
make your vote count

SAMPLE